

REPORT

Name	: Master. SRIJAN	Sample ID	: 24854384
Age/Gender	: 4 Years/Male	Reg. No	: 0312310020078
Referred by	: Dr. C N REDDY (M.B.B.S.,D.C.H)	SPP Code	: SPL-CV-172
Referring Customer	: V CARE MEDICAL DIAGNOSTICS	Collected On	: 02-Oct-2023 09:29 PM
Primary Sample	: Whole Blood	Received On	: 02-Oct-2023 10:10 PM
Sample Tested In	: Serum	Reported On	: 02-Oct-2023 11:16 PM
Client Address	: Kimtee colony ,Gokul Nagar,Tarnaka	Report Status	: Final Report

CLINICAL BIOCHEMISTRY

VCARE FEVER PROFILE-1

Test Name	Results	Units	Ref. Range	Method
-----------	---------	-------	------------	--------

C-Reactive protein-(CRP)	0.3	mg/L	Upto:6.0	Immunoturbidimetry
---------------------------------	-----	------	----------	--------------------

Interpretation:

C-reactive protein (CRP) is produced by the liver. The level of CRP rises when there is inflammation throughout the body. It is one of a group of proteins called acute phase reactants that go up in response to inflammation. The levels of acute phase reactants increase in response to certain inflammatory proteins called cytokines. These proteins are produced by white blood cells during inflammation.

A positive test means you have inflammation in the body. This may be due to a variety of conditions, including:

- Connective tissue disease
- Heart attack
- Infection
- Inflammatory bowel disease (IBD)
- Lupus
- Pneumonia
- Rheumatoid arthritis



Dr. Vaishnavi
DR. VAISHNAVI
MD BIOCHEMISTRY

REPORT

Name	: Master. SRIJAN	Sample ID	: 24854387
Age/Gender	: 4 Years/Male	Reg. No	: 0312310020078
Referred by	: Dr. C N REDDY (M.B.B.S.,D.C.H)	SPP Code	: SPL-CV-172
Referring Customer	: V CARE MEDICAL DIAGNOSTICS	Collected On	: 02-Oct-2023 09:29 PM
Primary Sample	: Whole Blood	Received On	: 02-Oct-2023 10:10 PM
Sample Tested In	: Whole Blood EDTA	Reported On	: 03-Oct-2023 01:35 AM
Client Address	: Kimtee colony ,Gokul Nagar,Tarnaka	Report Status	: Final Report

HAEMATOLOGY

VCARE FEVER PROFILE-1

Test Name	Results	Units	Ref. Range	Method
-----------	---------	-------	------------	--------

MALARIA ANTIGEN (VIVAX & FALCIPARUM)

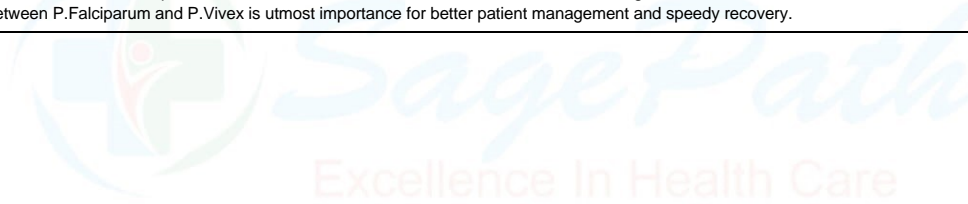
Plasmodium Vivax Antigen	Negative		Negative	Immuno Chromatography
Plasmodium Falciparum	Negative		Negative	Immuno Chromatography

Note :

- In the gametogony stage, P.Falciparum may not be secreted. Such carriers may show falsely negative result.
- This test is used to indicate therapeutic response. Positive test results 5 - 10 days post treatment indicate the possibility of a resistant strain of malaria.

Comments :

Malaria is protozoan parasitic infection, prevalent in the Tropical & Subtropical areas of the world. Four species of plasmodium parasites are responsible for malaria infections in human viz. P.Falciparum, p.Vivax, P.Ovale & P.malariae. Falciparum infections are associated with Cerebral malaria and drug resistance where as vivex infection is associated with high rate of infectivity and relapse. Differentiation between P.Falciparum and P.Vivex is utmost importance for better patient management and speedy recovery.



*TESTS CONDUCTED @ CENTRAL LAB, HYDERABAD

terms and conditions overleaf. Partial Reproduction of this report is not Permitted

Swarnabala . M
DR.SWARNA BALA
MD PATHOLOGY

REPORT

Name	: Master. SRIJAN	Sample ID	: 24854387
Age/Gender	: 4 Years/Male	Reg. No	: 0312310020078
Referred by	: Dr. C N REDDY (M.B.B.S.,D.C.H)	SPP Code	: SPL-CV-172
Referring Customer	: V CARE MEDICAL DIAGNOSTICS	Collected On	: 02-Oct-2023 09:29 PM
Primary Sample	: Whole Blood	Received On	: 02-Oct-2023 10:10 PM
Sample Tested In	: Whole Blood EDTA	Reported On	: 03-Oct-2023 01:35 AM
Client Address	: Kimtee colony ,Gokul Nagar,Tarnaka	Report Status	: Final Report

HAEMATOLOGY

VCARE FEVER PROFILE-1

Test Name	Results	Units	Ref. Range	Method
COMPLETE BLOOD COUNT (CBC)				
Haemoglobin (Hb)	11.1	g/dL	11-14.5	Cynmeth Method
RBC Count	4.36	10 ¹² /L	4.0-5.2	Cell Impedence
Haematocrit (HCT)	33.4	%	34-40	Calculated
MCV	77	fl	77-87	Calculated
MCH	25.4	pg	24-30	Calculated
MCHC	33.2	g/dL	31-37	Calculated
RDW-CV	13.8	%	11.6-14.0	Calculated
Platelet Count (PLT)	400	10 ⁹ /L	200-490	Cell Impedance
Total WBC Count	8.7	10 ⁹ /L	5.0-15.0	Impedance
Neutrophils	70	%	23-52	Cell Impedance
Absolute Neutrophils Count	6.09	10 ⁹ /L	1.3-8.8	Impedence
Lymphocytes	20	%	40-69	Cell Impedance
Absolute Lymphocyte Count	1.74	10 ⁹ /L	2.2-11.7	Impedence
Monocytes	06	%	1-9	Microscopy
Absolute Monocyte Count	0.52	10 ⁹ /L	0.6-1.5	Calculated
Eosinophils	04	%	0-7	Microscopy
Absolute Eosinophils Count	0.35	10 ⁹ /L	0.0-0.5	Calculated
Basophils	0	%	0-2	Microscopy
Absolute Basophil ICount	0.00	10 ⁹ /L	0.0-0.3	Calculated
Morphology				
WBC	Neutrophilia			
RBC	Normocytic normochromic			
Platelets	Adequate			Microscopy

Result rechecked and verified for abnormal cases

*** End Of Report ***

Laboratory is NABL Accredited



*TESTS CONDUCTED @ CENTRAL LAB, HYDERABAD

terms and conditions overleaf. Partial Reproduction of this report is not Permitted

Swarnabala .M
DR.SWARNA BALA
MD PATHOLOGY

REPORT

Name	: Master. SRIJAN	Sample ID	: 24854387
Age/Gender	: 4 Years/Male	Reg. No	: 0312310020078
Referred by	: Dr. C N REDDY (M.B.B.S.,D.C.H)	SPP Code	: SPL-CV-172
Referring Customer	: V CARE MEDICAL DIAGNOSTICS	Collected On	: 02-Oct-2023 09:29 PM
Primary Sample	: Whole Blood	Received On	: 02-Oct-2023 10:10 PM
Sample Tested In	: Whole Blood EDTA	Reported On	: 03-Oct-2023 01:35 AM
Client Address	: Kimtee colony ,Gokul Nagar,Tarnaka	Report Status	: Final Report

HAEMATOLOGY

VCARE FEVER PROFILE-1

Test Name	Results	Units	Ref. Range	Method
Erythrocyte Sedimentation Rate (ESR)	10		3-13	Westergren method

Comments : ESR is an acute phase reactant which indicates presence and intensity of an inflammatory process. It is never diagnostic of a specific disease. It is used to monitor the course or response to treatment of certain diseases. Extremely high levels are found in cases of malignancy, hematologic diseases, collagen disorders and renal diseases.



*TESTS CONDUCTED @ CENTRAL LAB, HYDERABAD

terms and conditions overleaf. Partial Reproduction of this report is not Permitted

Swarnabala . M
DR.SWARNA BALA
MD PATHOLOGY

REPORT

Name	: Master. SRIJAN	Sample ID	: 24854359
Age/Gender	: 4 Years/Male	Reg. No	: 0312310020078
Referred by	: Dr. C N REDDY (M.B.B.S.,D.C.H)	SPP Code	: SPL-CV-172
Referring Customer	: V CARE MEDICAL DIAGNOSTICS	Collected On	: 02-Oct-2023 09:29 PM
Primary Sample	:	Received On	: 02-Oct-2023 10:10 PM
Sample Tested In	: Urine	Reported On	: 03-Oct-2023 05:47 AM
Client Address	: Kimtee colony ,Gokul Nagar,Tarnaka	Report Status	: Final Report

CLINICAL PATHOLOGY

VCARE FEVER PROFILE-1

Test Name	Results	Units	Ref. Range	Method
Complete Urine Analysis (CUE)				
Physical Examination				
Colour	Pale Yellow		Straw to light amber	
Appearance	Clear		Clear	
Chemical Examination				
Glucose	Negative		Negative	Strip Reflectance
Protein	Absent		Negative	Strip Reflectance
Bilirubin (Bile)	Negative		Negative	Strip Reflectance
Urobilinogen	Negative		Negative	Ehrlichs reagent
Ketone Bodies	Negative		Negative	Strip Reflectance
Specific Gravity	1.010		1.000 - 1.030	Strip Reflectance
Blood	Negative		Negative	Strip Reflectance
Reaction (pH)	6.0		5.0 - 8.5	Reagent strip Reflectance - Double indicator Principle
Nitrites	Negative		Negative	Strip Reflectance
Leukocyte esterase	Negative		Negative	Reagent Strip Reflectance
Microscopic Examination (Microscopy)				
PUS(WBC) Cells	01-02	/hpf	00-05	Microscopy
R.B.C.	Nil	/hpf	Nil	Microscopic
Epithelial Cells	01-02	/hpf	00-05	Microscopic
Casts	Absent		Absent	Microscopic
Crystals	Absent		Absent	Microscopic
Bacteria	Nil		Nil	
Budding Yeast Cells	Nil		Absent	Microscopy
Others	-			Microscopic

Comments :

Urine analysis is one of the most useful laboratory tests as it identifies a wide range of medical conditions including renal damage, urinary tract infections, diabetes, hypertension and drug toxicity.

*** End Of Report ***

Laboratory is NABL Accredited



*TESTS CONDUCTED @ CENTRAL LAB, HYDERABAD

terms and conditions overleaf. Partial Reproduction of this report is not Permitted

Swarnabala .M
DR.SWARNA BALA
MD PATHOLOGY

REPORT

Name	: Master. SRIJAN	Sample ID	: 24854384
Age/Gender	: 4 Years/Male	Reg. No	: 0312310020078
Referred by	: Dr. C N REDDY (M.B.B.S.,D.C.H)	SPP Code	: SPL-CV-172
Referring Customer	: V CARE MEDICAL DIAGNOSTICS	Collected On	: 02-Oct-2023 09:29 PM
Primary Sample	: Whole Blood	Received On	: 02-Oct-2023 10:10 PM
Sample Tested In	: Serum	Reported On	: 03-Oct-2023 01:00 AM
Client Address	: Kimtee colony ,Gokul Nagar,Tarnaka	Report Status	: Final Report


IMMUNOLOGY & SEROLOGY

VCARE FEVER PROFILE-1

Test Name	Results	Units	Ref. Range	Method
Widal Test (Slide Test)				
Salmonella typhi O Antigen	<1:20		1:80 & Above Significant	
Salmonella typhi H Antigen	<1:20		1:80 & Above Significant	
Salmonella paratyphi AH Antigen	<1:20		1:80 & Above Significant	
Salmonella paratyphi BH Antigen	<1:20		1:80 & Above Significant	

*** End Of Report ***

Laboratory is NABL Accredited



DR. RUTURAJ MANIKLAL KOLHAPURE
MD, MICROBIOLOGIST

REPORT

Name	: Master. SRIJAN	Sample ID	: 24854384
Age/Gender	: 4 Years/Male	Reg. No	: 0312310020078
Referred by	: Dr. C N REDDY (M.B.B.S.,D.C.H)	SPP Code	: SPL-CV-172
Referring Customer	: V CARE MEDICAL DIAGNOSTICS	Collected On	: 02-Oct-2023 09:29 PM
Primary Sample	: Whole Blood	Received On	: 02-Oct-2023 10:10 PM
Sample Tested In	: Serum	Reported On	: 03-Oct-2023 01:08 AM
Client Address	: Kimtee colony ,Gokul Nagar,Tarnaka	Report Status	: Final Report

IMMUNOLOGY & SEROLOGY

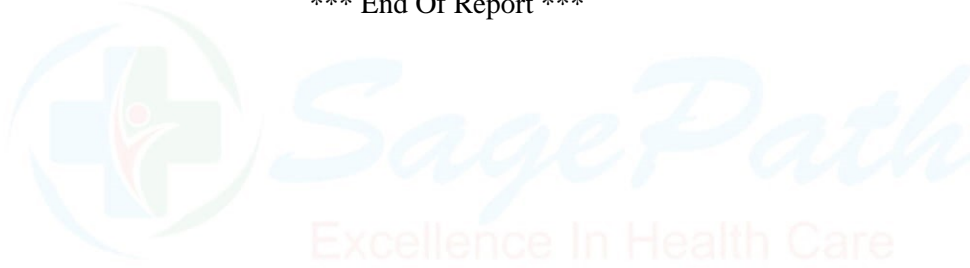
VCARE FEVER PROFILE-1

Test Name	Results	Units	Ref. Range	Method
Dengue NS1 Antigen	0.40	S/Co	< 0.8~ : Negative 0.8-1.1 : Equivocal > 1.1~ : Positive	ELISA

Correlate Clinically.

Laboratory is NABL Accredited

*** End Of Report ***



terms and conditions overleaf. Partial Reproduction of this report is not Permitted

DR. RUTURAJ MANIKLAL KOLHAPURE
MD, MICROBIOLOGIST